

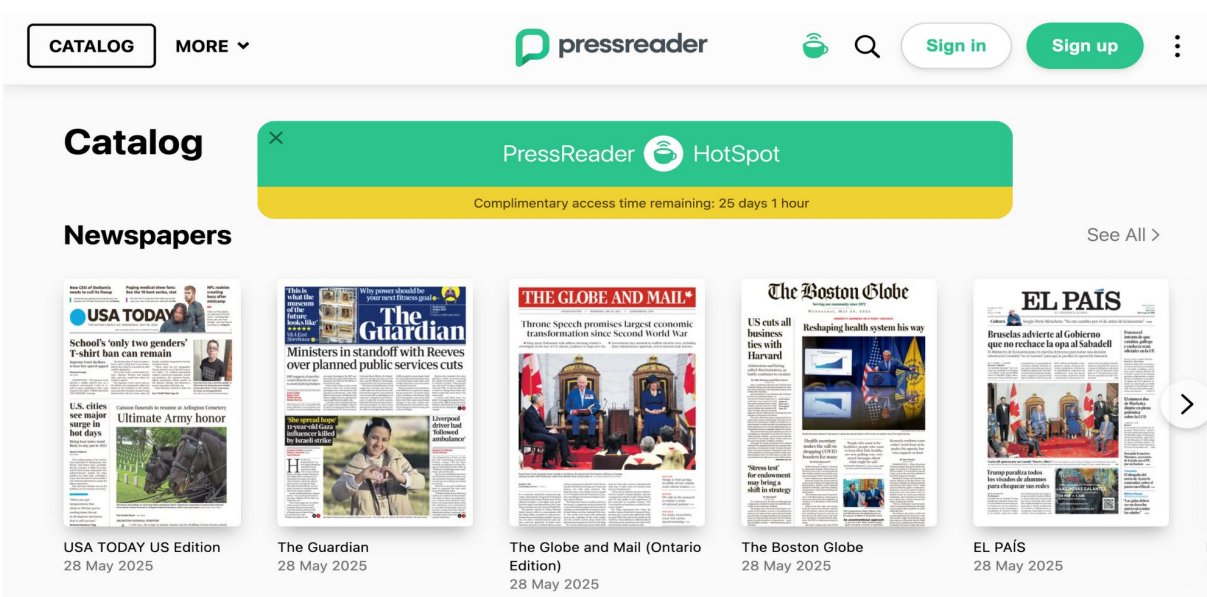


How to access PressReader

Your library offers complimentary access to PressReader — a digital platform where you can read publications from around the globe on your computer, smartphone or tablet. Here's how to access it:

Access at the library

1. Connect to your library's Wi-Fi network 
2. Go to pressreader.com or download and open the PressReader app.
3. PressReader will automatically detect your library's network and connect you to the set of publications you have access to. Now you're ready to read and browse!
4. Once you leave the library, you will either lose access to PressReader or have a limited time frame during which you can continue to access it remotely. When you lose access, you will need to reconnect at the library, or validate your library account (see instructions on next page).
5. See how much time you have left in your session by clicking the mug button: 

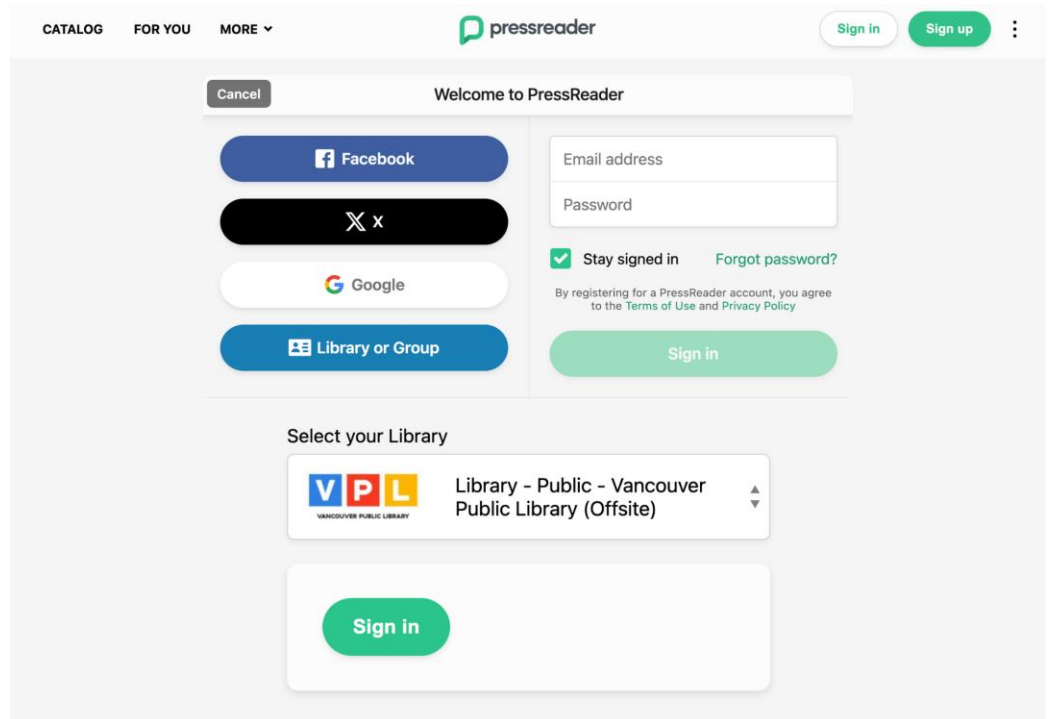
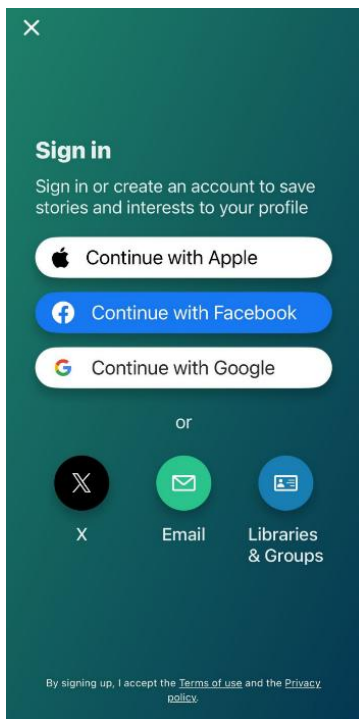


Not at the library? Or your access has expired? Good news! Most (but not all) libraries offer remote access to PressReader — just follow the instructions below.

Access from somewhere else


From PressReader's website

1. Go to pressreader.com.
2. Click the **Sign In** button, then choose the **Library or Group** button.
3. Type in the complete name of your library (e.g., "Vancouver Public Library") and select it from the list. Then click **Sign In**.
4. From here, you will be asked to authenticate with your library card credentials, so make sure to have your library card, PIN and/or login details ready.
5. Once authenticated, you'll be taken to PressReader's home screen where you can read and browse all the publications available to your library through the HotSpot access you've just gotten. Read away!



From your library's website

1. Go to your library's website.
2. Look for a section in the website's main menu or top header named "digital library", "digital resources" or something similar.
3. Next, look for a section for digital magazines, newspapers or publications (or "eMagazines" and "eNewspapers").
4. Choose PressReader.
5. Follow the on-screen instructions from your library about how to connect to PressReader. Many will ask you to authenticate with your library card credentials, so have your library card, PIN and/or login details ready.
6. Once authenticated, you'll be taken to PressReader's home screen where you can read and browse all the publications available to your library. Read away!

**VANCOUVER
PUBLIC
LIBRARY**


Login / My VPL

Hours and Locations Borrowing ▾ Digital Library ▾ Booking & Facilities ▾ Programs & Events ▾ Ask Us ▾

READ
Ebooks
Digital Newspapers
Digital Magazines

WATCH & LISTEN
Digital Audiobooks
Streaming Video
Streaming Music

Digital Newspapers

**PressReader**
Delivers full-page images of 5,000 newspapers and magazines from 100 countries before they appear on the newsstands. Includes titles such as The Vancouver Sun, The Wall Street Journal, and The Economist.
Access: Everywhere for VPL cardholders

Access Now

Electronic Resource Authentication


VPL Library Card (Barcode) Number

PIN




Clear form

Authenticate

Check how much HotSpot time you have left


1. A "HotSpot" is remote, free access to PressReader's services and publications granted through your library.
2. Your HotSpot access will be authenticated for a time frame set by your library (e.g., 30 days) before you have to re-authenticate and repeat the prior process.
3. To see how much time remains in your HotSpot, click the mug icon: 

CATALOG MORE ▾

Sign in Sign up ⋮


Catalog

PressReader  HotSpot


Complimentary access time remaining: 25 days 1 hour

Newspapers


See All >




USA TODAY US Edition
28 May 2025




The Guardian
28 May 2025



The Globe and Mail (Ontario Edition)
28 May 2025



The Boston Globe
28 May 2025





EL PAÍS
28 May 2025

Easier access anytime, anywhere

Download the PressReader app and create an account to:

1. Get the fastest, free access to PressReader via your library.
2. Save your favorite publications and articles.
3. Customize your preferences and PressReader experience.

 iPhone/iPad: Search "pressreader" on App Store
 Android: Search "pressreader" on Play Store



Start reading with PressReader


Browse what's available or find something specific

- See what's generally available from your library in **Catalog** view (the default view when you log in) and scroll through publications or categories you have access to.
- If you're looking for a specific publication, click the magnifying glass and type in its name. This pulls up publications whose names match.
- If you type a specific word, name or topic into the magnifying glass and click **Search**, then you'll be taken to a list of articles where whatever you typed in is mentioned.
- If you want to see back issues of a publication, click the calendar icon to choose a specific date. Keep scrolling down to see related publications and the most recent back issues.


CATALOGFOR YOU MORE ▾


pressreader


  Sign inSign up⋮



PRICE \$9.99 THE NEW YORKER JUNE 2, 2025

 2 Jun 2025



 Add to My Publications

 Listen

Read now

Close

Issue Date

< June 2025

SU	MO	TU	WE	TH	FR	SA
1	2	3	4	5	6	7
8	9	10	11	12	13	14
15	16	17	18	19	20	21
22	23	24	25	26	27	28
29	30	1	2	3	4	5
6	7	8	9	10	11	12

Read what you want, how you want

1. Once you've found what you want to read, click on the image of the publication.
2. Click the **Read now** button to start reading. Typically, you'll be taken to **Page View**, which is like if you had an original copy of the publication in your hands.
3. Click on a specific article or page to pull it up in full screen and read in more depth.
4. **Text View** is a simplified view that's like reading an article online. On some devices, it shifts to an up-and-down scroll, versus to the right-to-left scroll of Page View.

CATALOGFOR YOUMORE ▼

The New Yorker
2 Jun 2025


Sign in

Sign up

⋮

Page View


GOINGS ON
SUMMER PREVIEW
What's worth watching, listening to, and doing this season



TELEVISION
Tech Billionaires, Hawaiian History, Munkie Mysteries

Many of the season's most anticipated TV projects hail from the medium's leading auteurs and hit-

SUMMER PREVIEW




Ballet Luminaries, Alfresco Dance Parties

In the summer, most of the page of the season's most anticipated TV projects hail from the medium's leading auteurs and hit-

Text View

GOINGS ON


Entertainment • Movies
—Inkoo Kang



Many of the summer's most anticipated TV projects hail from the medium's leading auteurs and hit-

makers. The season kicks off with "Succession" creator Jesse Armstrong's HBO movie "Mountain Head" (May 31), in which a quartet of tech billionaires—played by Jason Schwartzman, Steve Carrell, Ramy Youssef, and Cory Michael Smith—watch the world burn down from an isolated, snowy retreat and question their roles

SUMMER PREVIEW

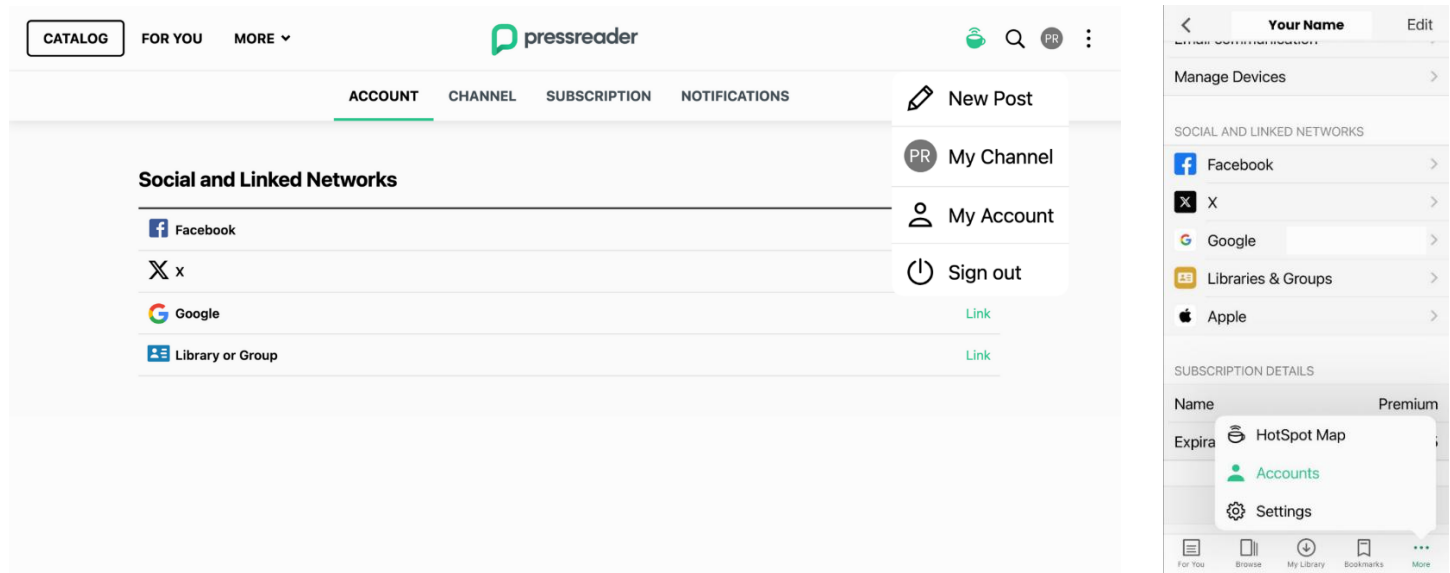


Ballet Luminaries, Alfresco Dance Parties

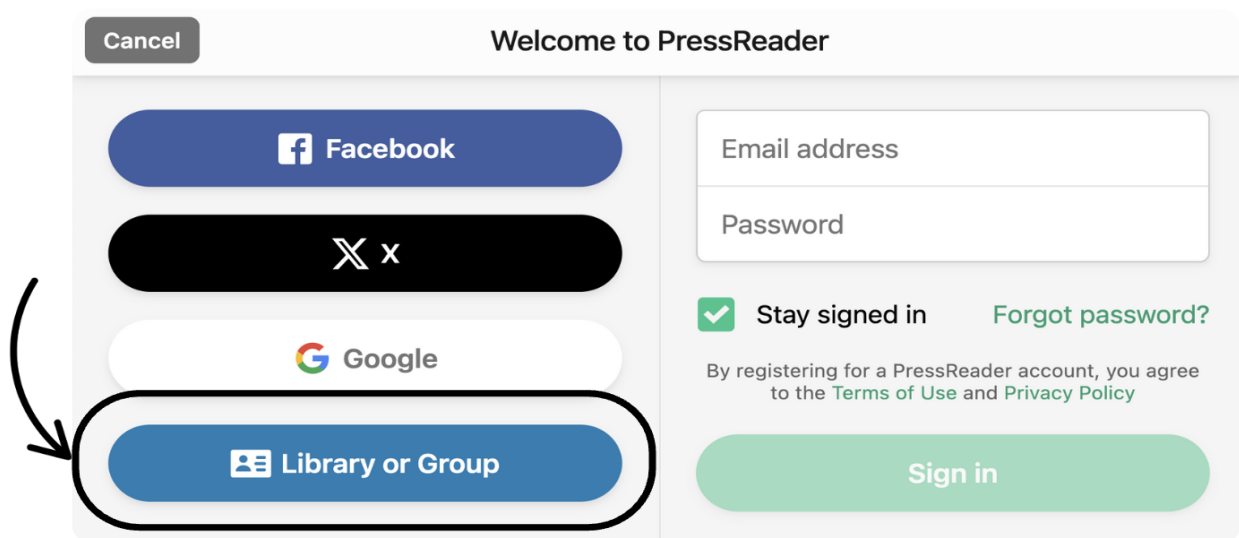
Frequently Asked Questions (FAQs)

Why am I being asked to enter my credit card details? I thought this was free...

If you've previously logged into your library's HotSpot and are seeing this, your HotSpot likely expired. Reconnect by clicking on your avatar, then **My Account**, then click **Link** next to **Library or Group** to reconnect. On the app, go to **Accounts**, choose your profile, then **Library or Group**.



It's also possible you clicked the login button for Facebook, X, or Google, or tried to log in to your account *before* accessing your library's HotSpot. Choose the **Library or Group** button first to access the HotSpot, then log in to your personal account.



Why am I being asked to create an account?

When you're logged in to PressReader through your library's Wi-Fi or a HotSpot, you have general library patron access. If you try to use certain features like **Add to My Publications**, you'll need to create an account, as they're based on your personal preferences. If created, your preferences get saved to your account when you log in.

What's a HotSpot? If I use a HotSpot does that mean I have a PressReader account?

A HotSpot is remote access to PressReader's services and publications granted through your library. After verifying you're a library patron, you can access PressReader anywhere via the HotSpot. Using a HotSpot does not create a PressReader account.

What should I do if I can't find my library on the list?

First, make sure you typed out the full name of your library (e.g. "Vancouver Public Library" instead of "VPL" or "Vanc"). If this still doesn't pull up your library in the list, it's possible they only offer PressReader's service onsite.